

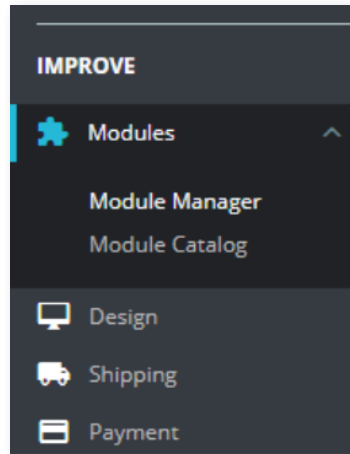
INSTRUCTIONS FOR INTEGRATING BLUOR E-COMMERCE GATEWAY WITH PRESTASHOP

www.bluorbank.lv

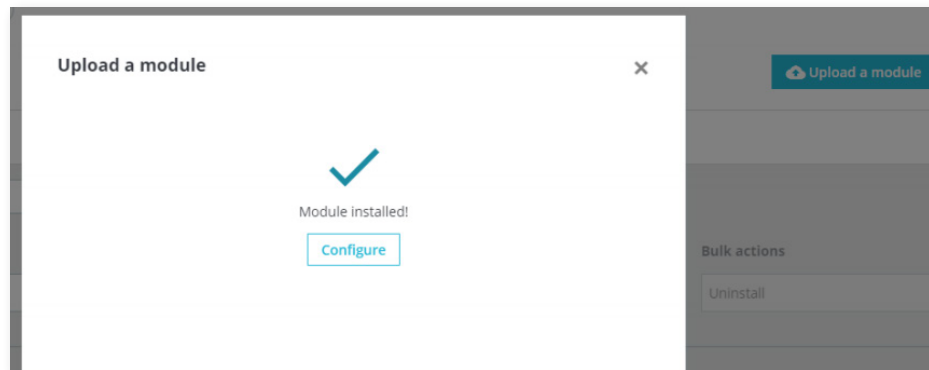
STEP-BY-STEP INSTRUCTION

Compatible with PrestaShop versions: 1.7.0.0–1.7.6.4

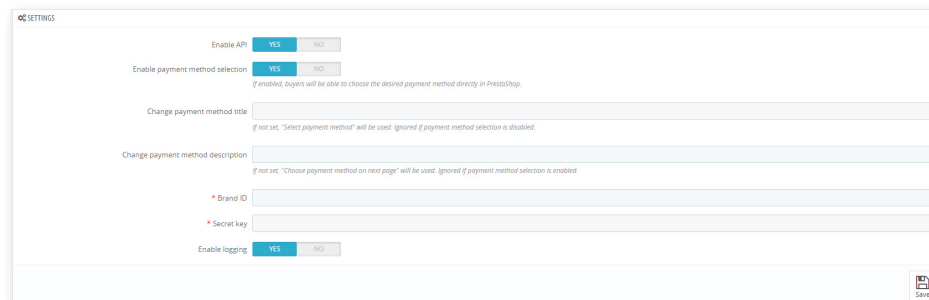
1. Download the BluOr E-commerce Gateway plugin from:
https://gateway.bluorbank.lv/e-commerce_modules/prestashop-v1.7+.zip.
2. Log in to your PrestaShop store's admin panel by specifying authentication credentials, and go to **"Modules"** -> **"Module Manager"** on the left menu:



3. Select **"Upload a module"**, and select the zip file you downloaded in Step 1. After that the plugin will be installed:

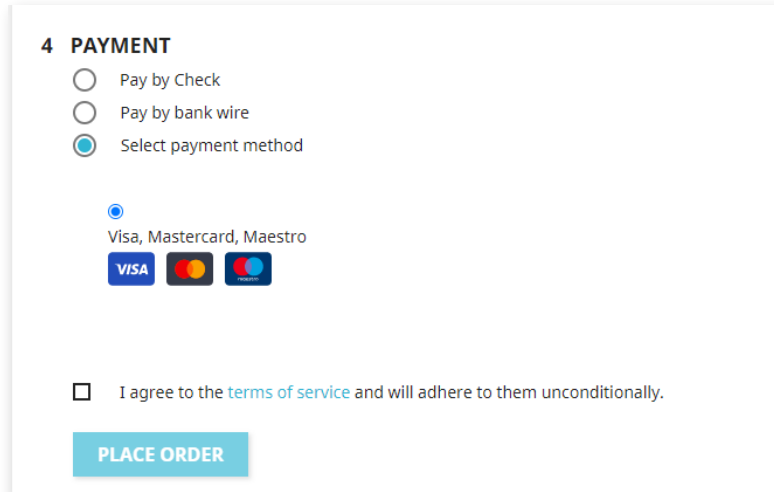


4. Press **"Configure"**.
Enter Brand ID and Secret key. You can use the **"Brand ID"** and **"Secret key"** from the Merchant's cabinet at <https://gateway.bluorbank.lv>. Make sure you have selected **"YES"** for the **"Enable API"** setting. After all settings are done, press **"Save"** icon on the bottom right corner.




ADDITIONAL INFORMATION

If **"Enable payment method selection"** is set at plugin settings, the buyer during the checkout process will be able to select the payment method directly in the e-shop. If you want to change the text **"Select payment method"**, enter preferred text in the field **"Change payment method title"** at plugin settings:



4 PAYMENT

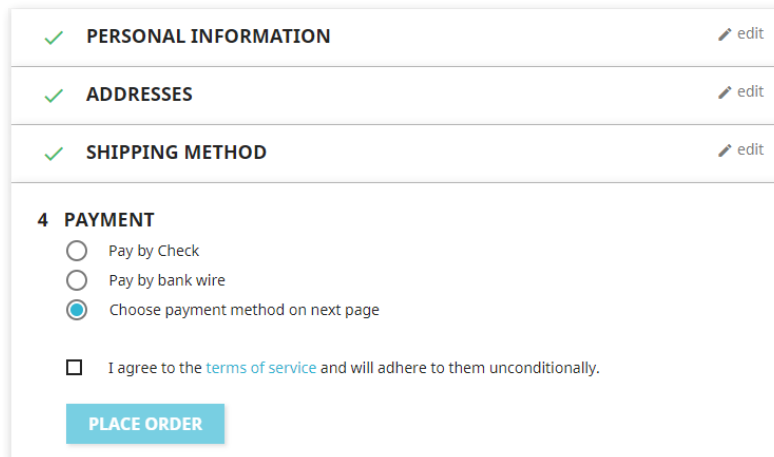
Pay by Check
 Pay by bank wire
 Select payment method

Choose payment method on next page
 Visa, Mastercard, Maestro


I agree to the [terms of service](#) and will adhere to them unconditionally.

PLACE ORDER

If **"Enable payment method selection"** is NOT set at plugin settings, the buyer will be able to select the payment method after redirecting from the e-shop to the BluOr E-Commerce Gateway page. Redirecting will be performed after pressing **"ORDER WITH AND OBLIGATORY TO PAY"**. If you want to change the text **"Choose payment method on next page"**, enter preferred text in the field **"Change payment method description"** at plugin settings:



PERSONAL INFORMATION [edit](#)

ADDRESSES [edit](#)

SHIPPING METHOD [edit](#)

4 PAYMENT

Pay by Check
 Pay by bank wire
 Choose payment method on next page

I agree to the [terms of service](#) and will adhere to them unconditionally.

PLACE ORDER

If you want to change plugin settings, go to **"Modules"** -> **"Module Manager"**, and at the bottom, under the section **"Payment"**, you will find the **"BluOr E-Commerce Gateway"** option. To change settings, press **"Configure"**:



? **BluOr E-commerce Gateway**
 v1.1.1 - by BluOr BluOr E-commerce Gateway

[Configure](#)